

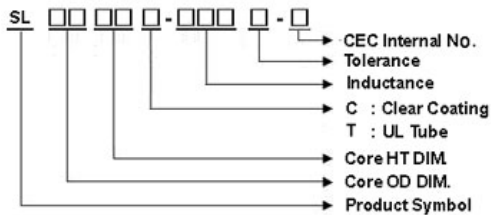
SL Series



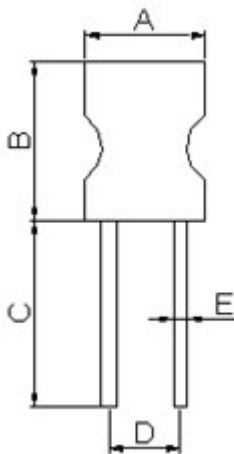
Features

- Low cost
- Wide range of inductance
- High reliability

Product Identification



Shapes and Dimensions



Dimension in mm

A	6 ⁺⁰
B	9 ⁺⁰
C	15 ⁻⁰
D	2±1.0
E	0.5φ

Note:

- lead-free
- CHILISIN uses UL tube on SL series to avoid damage when wave soldering.
- Customized specifications are also welcome.

Electrical Parameters

Part Number	Inductance (mH)	Test Frequency (MHz)	Q Min	D.C Resistance (W) Max	IDC (mA)
SL0406-1R0K-N	1.0	7.96	50	0.15	300
SL0406-1R2K-N	1.2	7.96	50	0.15	300
SL0406-1R5K-N	1.5	7.96	55	0.20	300
SL0406-1R8K-N	1.8	7.96	70	0.20	300
SL0406-2R2K-N	2.2	7.96	75	0.25	300
SL0406-2R7K-N	2.7	7.96	80	0.25	300
SL0406-3R3K-N	3.3	7.96	80	0.25	300
SL0406-3R9K-N	3.9	7.96	80	0.30	300
SL0406-4R7K-N	4.7	7.96	75	0.30	300
SL0406-5R6K-N	5.6	7.96	75	0.35	300
SL0406-6R8K-N	6.8	7.96	70	0.35	300
SL0406-8R2K-N	8.2	7.96	70	0.35	300
SL0406-100K-N	10	2.52	80	0.60	300
SL0406-120K-N	12	2.52	80	0.65	200
SL0406-150K-N	15	2.52	80	0.75	200
SL0406-180K-N	18	2.52	75	0.85	200
SL0406-220K-N	22	2.52	75	1.00	200
SL0406-270K-N	27	2.52	75	1.20	200
SL0406-330K-N	33	2.52	75	1.30	200
SL0406-390K-N	39	2.52	70	1.50	200
SL0406-470K-N	47	2.52	70	1.60	200
SL0406-560K-N	56	2.52	65	1.65	200
SL0406-680K-N	68	2.52	60	1.80	200
SL0406-820K-N	82	2.52	55	1.85	200
SL0406-101K-N	100	0.796	80	2.00	200
SL0406-121K-N	120	0.796	80	2.50	100
SL0406-151K-N	150	0.796	80	3.00	100
SL0406-181K-N	180	0.796	75	3.50	100
SL0406-221K-N	220	0.796	75	4.00	100
SL0406-271K-N	270	0.796	70	5.00	100
SL0406-331K-N	330	0.796	70	6.00	50
SL0406-391K-N	390	0.796	70	6.50	50
SL0406-471K-N	470	0.796	70	7.50	50
SL0406-561K-N	560	0.796	70	8.00	50
SL0406-681K-N	680	0.796	70	8.50	50
SL0406-821K-N	820	0.796	70	9.50	50

- L & Q: HP4285+HP42851A
- RDC: CHEN HWA502BC
- SRF: HP4287A
- IDC: CHEN HWA CH1061+301A

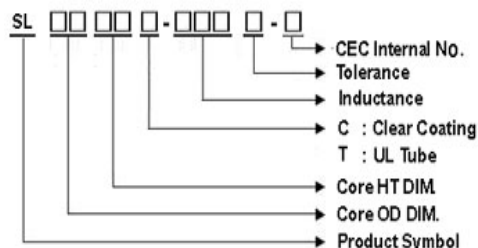
Leaded Choke Coils – SL Series



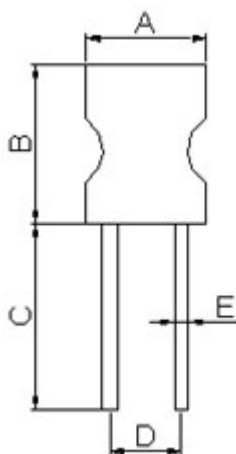
Features

- Low cost
- Wide range of inductance
- High reliability

Product Identification



Shapes and Dimensions



Dimension in mm

A	8 ⁺⁰
B	12 ⁺⁰
C	15 ⁻⁰
D	3.5±1.5
E	0.65ϕ

Electrical Parameters

Part Number	Inductance (mH)	Test Frequency (KHz)	Q Min	D.C Resistance (W) Max	IDC (mA)
SL0608□-102K-N	1.0	252	80	4.0	110
SL0608□-122K-N	1.2	252	80	4.7	95
SL0608□-152K-N	1.5	252	80	5.9	90
SL0608□-182K-N	1.8	252	80	6.0	80
SL0608□-222K-N	2.2	252	80	7.3	70
SL0608□-272K-N	2.7	252	80	9	65
SL0608□-332K-N	3.3	252	80	10	60
SL0608□-392K-N	3.9	252	80	11	55
SL0608□-472K-N	4.7	252	80	15	52
SL0608□-562K-N	5.6	252	80	16	50
SL0608□-682K-N	6.8	252	80	22	45
SL0608□-822K-N	8.2	252	80	25	40
SL0608□-103K-N	10	79.6	80	32.5	35
SL0608□-123K-N	12	79.6	80	53	32
SL0608□-153K-N	15	79.6	80	62	30
SL0608□-183K-N	18	79.6	80	68	28
SL0608□-223K-N	22	79.6	80	78	25
SL0608□-273K-N	27	79.6	80	90	22
SL0608□-333K-N	33	79.6	80	150	20
SL0608□-393K-N	39	79.6	80	160	16
SL0608□-473K-N	47	79.6	80	190	15

- L & Q: HP4285+HP42851A
- RDC: CHEN HWA502BC

Note:

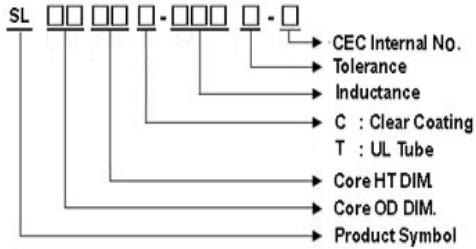
- lead-free
- CHILISIN uses UL tube on SL series o avoid damage w hen wave soldering.
- Customized specifications are also welcome.



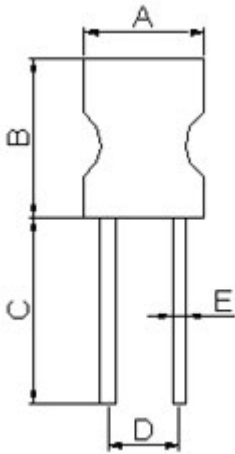
Features

- Low cost
- Wide range of inductance
- High reliability

Product Identification



Shapes and Dimensions



Dimension in mm

A	13 ⁺⁰
B	19 ⁺⁰
C	20 ⁰
D	6.5±1.5
E	0.8 ϕ

Note:

- lead-free
- CHILISIN has UL tube on SL Series to avoid damage when wave soldering.
- Customized specifications are also welcome.

Electrical Parameters

Part Number	Inductance (mH)	Test Frequency (KHz), 1V	D.C Resistance (W) Max	IDC (A)
SL1016□-4R7K-N	4.7	1	0.018	10
SL1016□-6R8K-N	6.8	1	0.020	10
SL1016□-8R2K-N	8.2	1	0.022	10
SL1016□-100K-N	10	1	0.027	7.6
SL1016□-120K-N	12	1	0.024	7.5
SL1016□-150K-N	15	1	0.031	6.5
SL1016□-180K-N	18	1	0.039	6.0
SL1016□-220K-N	22	1	0.039	5.4
SL1016□-330K-N	33	1	0.047	4.4
SL1016□-470K-N	47	1	0.053	3.8
SL1016□-560K-N	56	1	0.068	3.4
SL1016□-680K-N	68	1	0.078	3.0
SL1016□-101K-N	100	1	0.099	2.5
SL1016□-121K-N	120	1	0.128	2.0
SL1016□-151K-N	150	1	0.182	1.8
SL1016□-181K-N	180	1	0.195	1.6
SL1016□-221K-N	220	1	0.312	1.4
SL1016□-271K-N	270	1	0.32	1.3
SL1016□-331K-N	330	1	0.39	1.2
SL1016□-391K-N	390	1	0.40	1.1
SL1016□-471K-N	470	1	0.49	1.0
SL1016□-561K-N	560	1	0.52	0.95
SL1016□-681K-N	680	1	0.88	0.80
SL1016□-821K-N	820	1	0.89	0.75
SL1016□-102K-N	1000	1	1.50	0.65
SL1016□-122K-N	1200	1	1.15	0.60
SL1016□-152K-N	1500	1	1.3	0.52
SL1016□-182K-N	1800	1	1.9	0.50
SL1016□-222K-N	2200	1	2.0	0.45
SL1016□-332K-N	3300	1	4.6	0.35
SL1016□-472K-N	4700	1	5.6	0.30
SL1016□-682K-N	6800	1	7.0	0.25
SL1016□-752K-N	7500	1	7.7	0.24
SL1016□-822K-N	8200	1	10.4	0.23
SL1016□-103K-N	10000	1	11.7	0.18
SL1016□-123K-N	12000	1	13.8	0.16
SL1016□-153K-N	15000	1	15.6	0.15
SL1016□-223K-N	22000	1	23.4	0.10

- L: HP4263B
- RDC: CHEN HWA502BC
- IDC: CHEN HWA CH1061+301A